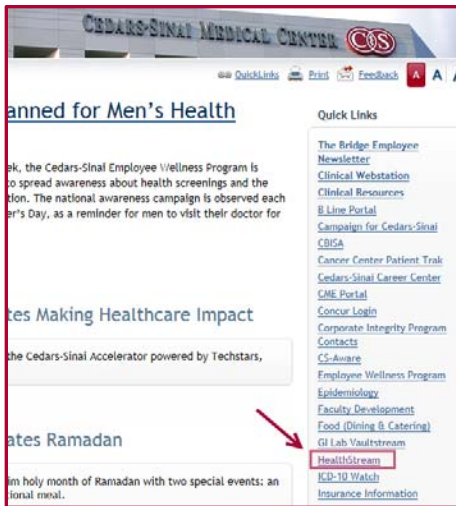


Online CME - Physician Efficiency Training

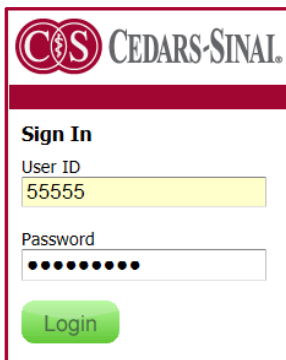
This Job Aid outlines the basic requirements for scheduling yourself for online CME training available for credit in **HealthStream**. Enhance your CS-Link skills by viewing online learning modules which qualify for Continuing Medical Education (CME).

Registration steps

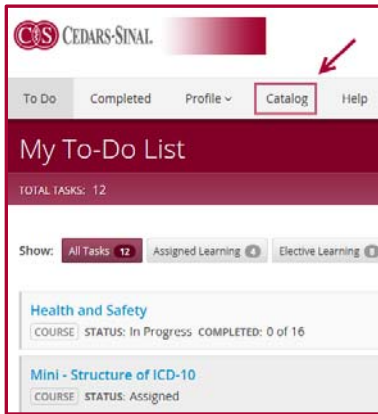
1. Access **Healthstream** from the Cedars Sinai home page. It is listed alphabetically within the Quick Links on the right, as pictured.




2. Click the **Login** button.
3. To log in, on the Healthstream **Sign In** page, enter your **Employee Number** as your User ID. Your initial password is **training**. Please change your password after your first login.



4. On the main screen, click **Catalog**.

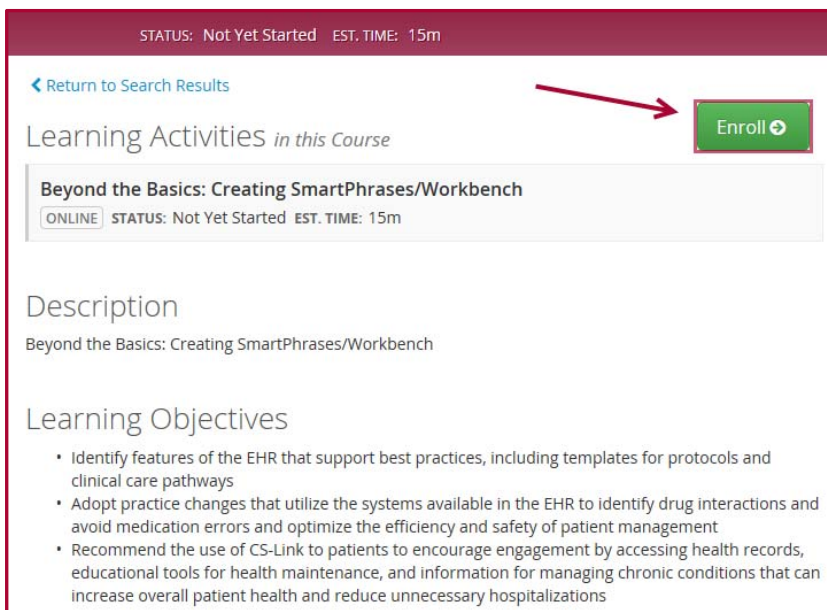


- In the Catalog search bar, type **Physician Efficiency** to search for available online CME modules.



You might think “CME” would be a more logical search, but MANY course names contain the three letters CME, so use “Physician Efficiency” for best search results.

- Select the **Course Name** for which you would like to register.
- The **Description Page** displays the content covered for each module.



- Once you confirm the correct course, click **Enroll**.
- Click **Start**.